

# **What's Worth Keeping?**

## **Transitioning Back to the Library After Distance and Hybrid Learning**

Kim Johnson, Carroll County Public Schools  
Lindsey Weaver, Frederick County Public Schools





# Hello! I'm...

## Lindsey Weaver

West Frederick Middle School  
Frederick County Public Schools  
MASL President

### Contact Info

[president@maslmd.org](mailto:president@maslmd.org)

Twitter: [@thefitbrarian](#)

IG: [WFMSCadetLibrary](#)



# Hello! I'm...

## Kim Johnson

Westminster High School  
Carroll County Public Schools  
MASL Communications Committee

### Contact Info

[kajohns@carrollk12.org](mailto:kajohns@carrollk12.org)

Twitter: [@kapjohnson](https://twitter.com/kapjohnson)

IG: [whs\\_owls\\_library](https://www.instagram.com/whs_owls_library)

# Distance Learning Thoughts & Opportunities for Reflection

- How important is the library space to the library program? How must my program be different if I'm not in my space and unable to work directly with staff and students?
- What opportunities for improvement became more noticeable in the library program when we were forced to adapt?
- How do I help school staff and students without overwhelming them or myself?



01

# **Book & Reading Promotion**

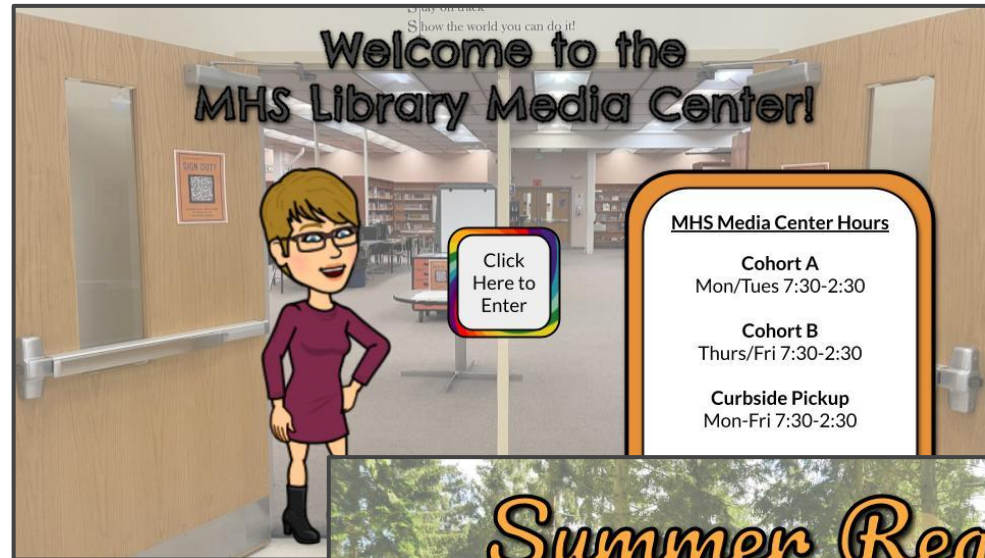
# Interactive Bitmoji Libraries & Book Browsers

- Goal: Promote library books and digital resources in an engaging way through a digital platform.
- Created Bitmoji Libraries and Book Browsers using Google Slides.
- Continuing with both of these digital deliverables because they provide a virtual avenue to promote library books and resources by sharing them with teachers and with students through our LMS (Schoology).





# Interactive Bitmoji Libraries & Book Browsers




# Print Book Pickup & Subscription Boxes


- Goals: Keeping our print collection accessible and fostering positive relationships between students and the library
- Used a Google form with branching to collect responses
- Continuing with Print Book Pickup and Subscription Boxes allows more students to access library resources and encourages students to try books or activities they may not have considered.



# Print Book Pickup & Subscription Boxes



## WHS OWLS LIBRARY Curbside Pickup



We are SO excited to offer curbside pickup! Here is how it works...

- 1) Fill out [this form](#) to let us know that you want to request a book. You can request up to five books at a time! We can also select books for you based on your interests or you can be surprised with a subscription box pick!
- 2) We will send you a confirmation email that your books are ready for pickup.
- 3) On **TUESDAY**, come to the main entrance courtyard (bus loop) and find your bag of books on the cart. The cart will be available from 9:00 am - 7:00 pm on **TUESDAYS ONLY**. The books will already be checked out to you!
- 4) Enjoy reading your books!
- 5) Books are due back after 8 weeks. When you are ready to return your books, place them in a bag and return them to the materials drop by the main



02

# Collaboration



# Blended Learning Teaching Practices

- Goal: Collaborate with teachers to develop and implement lessons and projects through playlists and blended learning teaching practices.
- Used Google Suite (Docs, Slides, Sites) to create playlists and project pathways that guide students to learn at their own pace, which creates more time and opportunity for the classroom teacher and librarian to provide real-time feedback to students during class.
- Continuing with blended learning models of teaching which provides me the opportunity to work with teacher in order to embed best teaching practices into lessons and units.



# Blended Learning Teaching Practices

Biology: Environmental Literacy PSA

Home

Pacing Tracker

Lessons

PSA Project

## LESSONS

Click the buttons below to view each lesson.

Lesson 1: HIPCOO

Lesson 2: Topic

Lesson 3: Research

Lesson 4: Solutions

Environmental Literacy PSA Project



Are you on pace? [Click here to view the pacing tracker](#) for all lessons.

### Media Bias Playlist

English 11 H

#### Classroom Norms

##### Review Norms

- During today's class...
- Be curious and listen to understand.
- Show respect and suspend judgment.
- Note any common ground as well as any differences.
- Be authentic and welcome that from others.
- Be purposeful and to the point.
- Own and guide the conversation.

#### Warm Up: Where Do You Get Your News?

##### Complete the Survey

Complete [this survey](#) about your news consumption habits. It is completely anonymous. Please answer the questions with complete honesty.

#### Think-Pair-Share

##### Watch Media Literacy and Reflect

Once everyone has taken the survey, we will review the results. No names will be attached to any responses.

### Space Exploration Playlist

Greetings Astronaut! In order to be ready to create a colony on Mars, you must understand the history of space exploration. Your mission is to travel through this playlist and learn all that you can about the space missions of the past and the people who have made those missions possible.

A few notes about this playlist:

- All directions will appear in the yellow boxes.
- You will type your responses in the gray boxes.
- Star activities must be done.
- Star activities are optional activities that you can do to explore more.

#### Must Do - 1 - Lift Off

##### Brain Dump

The purpose of a brain dump, also known as free recall, is to show what you know. It's okay if you don't have much to write down during this step, but try your best to recall your prior knowledge without the help of the Internet or books.

Directions: Before we get started with our time travel to the past, set a timer for 5 minutes and write anything you know about space exploration and astronauts without looking up anything. This information can be something you learned about in elementary school or something you learn earlier this year.

(Enter your brain dump here)

#### Must Do - 2 - Traveling Through Space (Exploration)

##### Quick History of Space Exploration

Directions: There are three main categories of space exploration techniques: manned missions, unmanned missions, and technological initiatives.

- Click on the link scroll down and read the sections titled "Types of Missions" and "Milestones" in this article (remote password: knights)
- Watch [Escape Velocity: A Quick History of Space Exploration](#)

After looking over the two resources, identify one manned mission, one unmanned mission, and one technological initiative that you would like to learn more about.

Manned Mission (Enter answer here)

Unmanned Mission (Enter answer here)

Technological Initiative (Enter answer here)

#### More Space Exploration

# Project Websites, MLA/APA Websites

- Goals: Provide a path, resources, and tutorials for students engaged in curricular projects.
- Used Google Sites to create the websites and Screencastify to create tutorial videos.
- Continuing with Project Websites are a flexible way for me to work with students and teachers across content areas.





03

# Professional Development



# Popcorn PD: Quick Bites for the Busy Teacher

- Goal: Provide 30 minute professional development sessions that focused on **ONE** tech tool, instructional strategy, or teaching practice that teachers could apply to their classrooms.
- Offered synchronous and asynchronous options, provided popcorn during in-person sessions, and participants earned an MSDE credit.
- Continuing with Popcorn PD will allow me to promote library and technology resources to teachers at my school and within my county.



# Popcorn PD: Quick Bites for the Busy Teacher



## ASKING BETTER QUESTIONS

**Learning Goal:**  
Participants will analyze the Question Formulation Technique (QFT) and explore ways to incorporate it in an in-person or virtual classroom.

**Success Criteria:**  
I can explain how to incorporate the QFT process into my classroom and create a Question Focus (QFocus) to use during the QFT process.

Recording Date: January 14, 2021

**NoodleTools**  
Popcorn PD On-the-Go!

<https://screencast-o-matic.com/watch/vrVIDOPHDw> Watch the Session Screencast: <https://screencast-o-matic.com/watch/vrVIDOPHDw>

**Agenda Item**  
What is it? **Description**  
NoodleTools is an online research management platform (one-stop-shop) that promotes critical thinking and authentic research. Students stay organized as they evaluate information, build accurate citations, archive source material, take notes, outline topics, and prepare to write.  
The platform also allows educators to provide feedback, monitor individual contributions to group work, and view statistics about source use.  
**Logging into NoodleTools**  
**How to access NoodleTools through Google (G Suite)**  
Go Sign In / Register with:  
Sign in with Google

**Helpful Resources**  
Quick Guides for Students  
• [Using Sources in NoodleTools](#)  
• [FCPS NoodleTools How-To Guide](#)  
**Project Inbox**  
An inbox is where students submit their review so that you can provide feedback on their work.

**Popcorn PD Course Schedule**

Session	Week of...	Topic/Instructor	Class Assignments
1	11/6	Gamifying Your Lessons with QR Break It! / Weaver	Post-Session Discussion Forum
2	11/13	Schology: Quizzes, Tests, & Assessments with LockDown Browser / Hobbs	Post-Session Discussion Forum
3	11/20	Building in Mindfulness Practices / Langley	Post-Session Discussion Forum
4	11/25	Using Playposit to Enhance Video Delivery / Lupian	Post-Session Discussion Forum
5	12/5	Using Screencastify to Flip Lessons / Jaime Thompson	Post-Session Discussion Forum
6	12/9	Creating Meaningful Virtual Class Discussions / Weaver	Post-Session Discussion Forum
7	12/16	Playposit Continued... / Weaver <b>POSTPONED due to snow</b> Setting Health and Wellness Goals for the New Year / Weaver (Heritage Room)	Post-Session Discussion Forum
8	1/7	Weaver (Heritage Room) Using Foldables and Information Organizing Tools / Jaime Thompson (Part 1) / Gibson (Media Center)	Post-Session Discussion Forum
9	1/13	3D Printing (Part 1) / Gibson (Media Center)	Post-Session Discussion Forum
10	1/21	Creating Interactive Notebooks with Google Slides / Weaver (Media Center)	Post-Session Discussion Forum
11	1/27	Common ASL Signs and Phrases / Sereneth (Media Center)	Post-Session Discussion Forum
12	2/6	Enhancing Instruction and Projects with Video Creation Tools / Weaver (Media Center)	Post-Session Discussion Forum
13	2/11	Enhancing Instruction and Projects with Video Creation Tools / Weaver (Media Center)	Post-Session Discussion Forum
14	2/17	Creating Interactive Experiences Using Google Maps and Tour Creator / Weaver (Media Center)	Post-Session Discussion Forum
15	2/24	3D Printing (Part 2) / Gibson (Rm 433)	Post-Session Discussion Forum
16	3/5	Blended Learning Playlists / Weaver (Media Center)	Post-Session Discussion Forum
17	3/10	Creating Opportunities for Action with World Food Prize Rocketbooks / Denton (Rm 508)	Post-Session Discussion Forum
18	3/12	Schology Q&A / Roberts & Weaver (Virtual)	Post-Session Discussion Forum
19	3/24	Playlists & Choice Boards / Weaver (Virtual)	Post-Session Discussion Forum



# Reflection

- What went well in your own library last year?
- What elements of this presentation grabbed your attention? Why?
- What are some ideas that you have moving forward into this school year?

# Application

- Select either Books & Reading Promotion, Collaboration, or Professional Development.
- Make a goal for this year related to one of these topics.
- Determine what went well in this area last year and then determine ideas for expansion or reimagining to transition you in this area for the upcoming school year.



# Thank you!

Do you have any questions?

[president@maslmd.org](mailto:president@maslmd.org)

[kajohns@carrollk12.org](mailto:kajohns@carrollk12.org)





# Credits.

Presentation Template: [SlidesMania](#)

Images: [Unsplash](#)

*Fonts used in this presentation: Open Sans and Oswald*